

Summer Reading Contract

I _____, hereby acknowledge receipt of the reading book,
(print parent's name)
Loser, for my child, _____.

I am aware that the first two chapters of the novel will be read during the last days of school. I am also aware that my child is responsible for reading the remainder of the book over the summer. I understand that my child may read the book independently or with my help. In addition, my child will complete the mandatory summer reading packet that will be provided with a copy of the book.

We (my child and I) understand that all of the following will be brought to school on the first day of school in September:

- the assigned copy of the book, **Loser**
- the mandatory summer reading packet completed


I understand that if my child should lose or damage their copy of the book, **Loser**, we will be responsible for replacing it

Parent signature

Student signature



Summer Reading Packet



Lincoln Roosevelt School




Name _____

Homeroom _____

Friend or Foe?

Compare yourself to your book's main character.
Color one outline to look like you.
Color the other outline to look like the book character.
Then answer the question.

What We Have in Common



What I Am Like

What [character's name] Is Like



Based on what you've written above, do you think you and the book character would be friends?
Explain. _____

Personal Connections

Good readers make connections while reading. Part of enjoying a story is being able to relate to it.

Think about the setting, characters, events, problems and solutions when making your connections to Loser.

Kinds of connections:

*Text to self- *Ex. Describe how you are like Zinkoff*

*Text to text- *Ex. Tell how this book reminds you of another story*

*Text to world- *Ex.- Explain how an event in this book is similar to something you saw on television, or in a movie*

Write at least 3 connections to Loser.

1. _____

2. _____

3. _____


It Happened Here

The place where your story takes place is called the setting. Stories often have several settings.

Select one of the settings from your story and draw a detailed and colorful picture of it on the next page. Describe the setting that you have illustrated on the lines below:

Description of the Setting


It Happened Here



Learning Activity No. 7
Student Book Reports

© Learning Unlimited


My Crystal Ball Says



On a separate sheet of paper, please predict what you think Linkoff will be like 20 years from now.

What do you think he will be doing?

Provide evidence from the book that will help to support your prediction. Give a detailed explanation for your answer.




Summer Reading

If you thought the first packet was easy, how about a little challenge?

Put your Loser knowledge to the test and try these activities!!!

Optional Packet



Story Pyramid

Use a story pyramid to describe important information from a story, such as the main character, the setting, and the major events in the plot. Carefully choose your words in order to provide a precise description. You may wish to use a dictionary and a thesaurus.

Here are the directions for writing a story pyramid:

Capitalize the first word in each line.

Line 1 — *one word, stating the name of main character*

Line 2 — *two words, describing the main character*

Line 3 — *three words, describing the setting*

Line 4 — *four words, stating the problem*

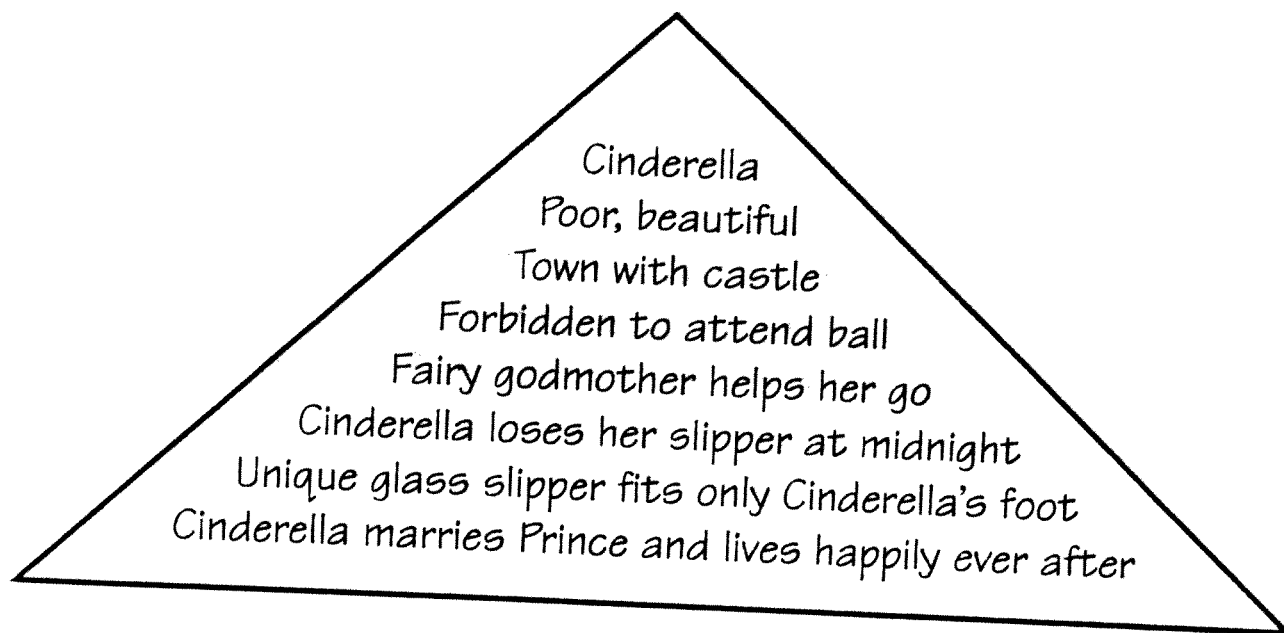
Line 5 — *five words, describing one event*

Line 6 — *six words, describing a second event*

Line 7 — *seven words, describing third event*

Line 8 — *eight words, stating the solution to the problem*

Here is an example of a story pyramid:



Create your own story pyramid using the example above as a guide. On a separate piece of paper, make a large pyramid shape. In the shape, write a story pyramid for a book you have read. If you wish, fill the area around the outside of the pyramid with an illustration representing the subject of the story pyramid.

