

# Writing Support on Your Terms

Get help with your writing from the experts at Tutor.com™

**Mix & Match Writing Support:** No matter where you are in the writing process, our highly vetted expert writing tutors can provide the support you need, when you need it.



## Live Session

### Connect with a Tutor for 1:1, On-Demand Support

Work with a tutor online to get help brainstorming ideas, making an outline and revision plan, using correct grammar and punctuation, and more. Work interactively with your tutor to improve your paper and your writing skills.



## Drop-Off Paper Review

### Upload Assignments & Receive Feedback within 24 Hours

Get help from an expert tutor with grammar, punctuation, structure and flow, theme development, citations, and more. Balance your heavy workload while still getting the support that you need.

## Feedback

Get comprehensive feedback on your writing project from one of our expert tutors:



### Summary

of strengths  
and weaknesses



### Action Plan

with what you  
need to work on



### Recommended Resources

for more writing tips



### Final Summary

focused on the  
areas you requested



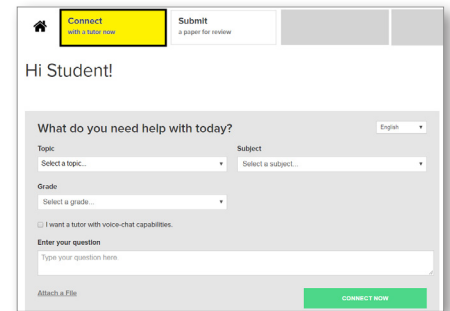
**Log in to your FREE Tutor.com account today**  
and get help with your writing assignments!

# Log in to your Tutor.com account today.

## Live Session: Connect 1:1 with a Live Tutor

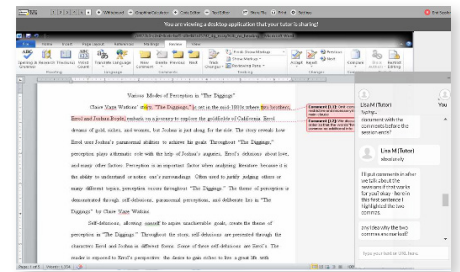
1

Click on **Connect with a tutor now** at the top of the page. Complete the short questionnaire to be matched with an expert writing tutor.

A screenshot of the Tutor.com interface showing the 'Connect with a tutor now' button at the top left. Below it, a form titled 'Hi Student!' asks 'What do you need help with today?'. The form includes dropdown menus for 'Topic' and 'Subject', a 'Grade' dropdown, a checkbox for 'I want a tutor with voice-chat capabilities.', and a text input field for 'Enter your question'. There is also an 'Attach a File' button and a green 'CONNECT NOW' button at the bottom right.

2

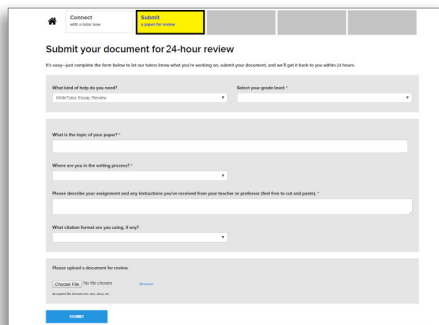
Use our interactive whiteboard and text editor to revise your paper while instant messaging or speaking with your tutor.



## Drop-Off Paper Review: Submit Your File

1

Click on **Submit a paper for review** at the top of the page. Fill out the submission form, choose your file to upload, and click **Submit**.

A screenshot of the Tutor.com 'Submit your document for 24-hour review' form. The form asks for 'What kind of help do you need?', 'What is the topic of your paper?', 'When are you in the writing process?', 'Please describe your assignment and any instructions you've received from your teacher or professor (that have to do with grades)', and 'What citation format are you using, if any?'. There is a 'Submit' button at the bottom.

2

Once your paper has been reviewed and returned, click on **My Account** and select **My Sessions**. Locate your Essay Review Session and open the **Summary Feedback Form** and **Reviewed Document**.

