

How It Works: Tutor.com Classroom

Connecting with expert tutors for on-demand, 1:1 help

The expert tutors at Tutor.com can help you work through a tough homework problem, improve your writing skills, study for a test, review a difficult concept, and so much more!

Step 1: Get started

1. Go to:
2. Click on **Tutor.com**.
3. Create or sign in to your free Tutor.com account.
4. Click on **Connect with a Tutor**.



Step 2: Get the right tutor

Fill in the quick pre-session questionnaire. Using this information, we will match you with the first available tutor best qualified to assist you.

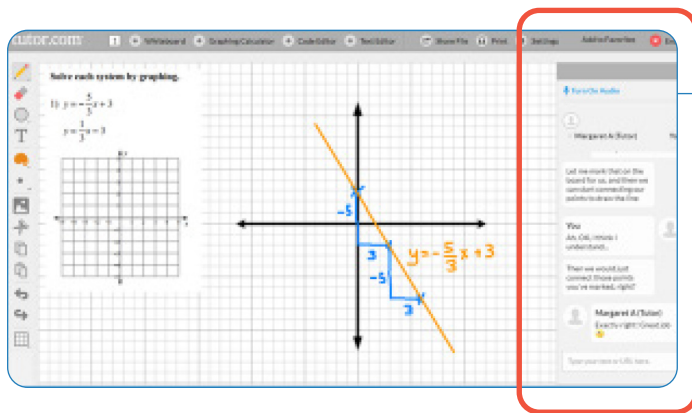
What do you need help with today? English

Please take a moment to review our [honor code](#).

Topic: Subject:

Enter your question

Attach a File

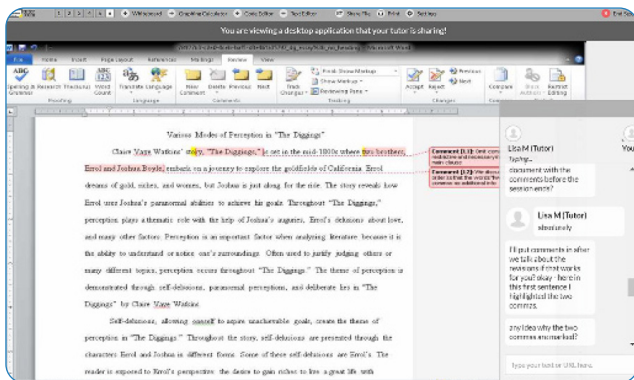


Step 3: Communicate

Use your chat box or an audio connection to instant message or speak with your tutor in the online classroom. You and the tutor may also use the interactive whiteboard to share work and ideas. *All activity in the classroom is recorded for review and quality control.*

Step 4: Share a file

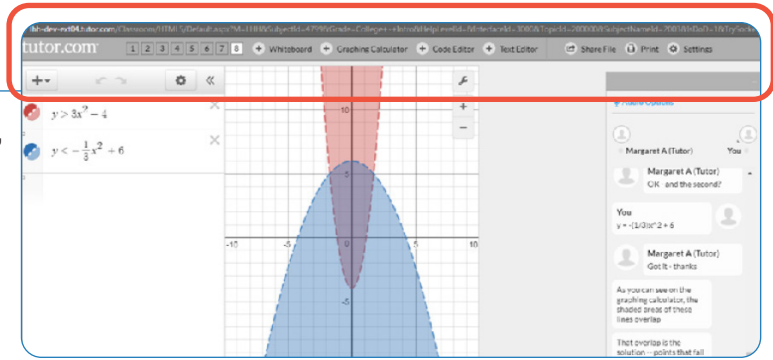
You can share many types of files with your tutor in the classroom. Upload an essay, your lab report, a PowerPoint presentation, and more. You and your tutor will be able to view the file together in the classroom.



MORE

Step 5: Use special tools

The classroom includes a graphing calculator, text editor, and code editor that you can use when working on subject material that may require these special tools. Open them by using the buttons above the whiteboard.



Step 6: Rate and review your session

After each session, be sure to let us know how we did! Complete the survey and share your comments. Then you'll have the option to play a video of your session and email or print the chat log and whiteboards.

Please answer this survey.

- 1) I thought my tutor was:
 Excellent Very Good Good Fair Poor
- 2) I thought the classroom was:
 Excellent Very Good Good Fair Poor
- 3) Would you recommend this service to a friend?
 Yes No
- 4) Are you glad Johnson County Public Library (JCPL) offers this service?
 Yes No
- 5) Is this service helping you:
complete your homework assignments? Yes No
improve your grades? Yes No
be more confident about your school work? Yes No
- 6) Share any feedback here - we really read these!
- 7) Add this tutor to your favorites?
 Yes No

Step 7: Submit your paper

Our **Drop-Off Review** service allows you to get expert help from a tutor without having to connect for a real-time session. Upload your writing assignment and get detailed feedback and explanations within 12 hours. Retrieve your tutor's completed review under **My Sessions**.

Submit your document for 12-hour review

It's easy—just complete the forms below to let our tutors know what you're working on, submit your document, and we'll get back to you within 12 hours.

What label of help do you need?
Your Tutor Drop-Off Review

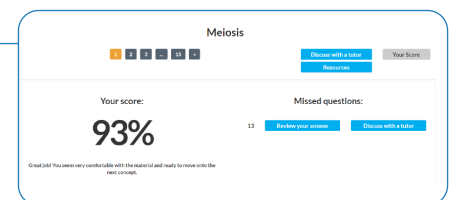
What is the topic of your paper (please note: max character limit is 1200)?

Where are you in the writing process?

Please describe your assignment and any instructions you've received from your teacher or professor (please note: max character limit is 1200).

Step 8: Practice for a test

Use our practice quizzes to assess your level of knowledge and practice for upcoming tests or quizzes in math, science, and English. Take a quiz, review your results, and connect with a tutor to discuss any missed questions.



Step 9: Use My Account

- Review previous sessions and retrieve drop-off reviews from **My Sessions**. Be sure to tag your favorite tutors when reviewing your sessions.
- Reconnect with your favorite tutors or see when they are next scheduled from the **My Favorite Tutors** section.
- Access files you have saved or those you have shared in session with your tutors from **My Locker**.

